Multiple District 356

As of October 2026 Cumulative

Year	New Clubs	Dropped Clubs	Gain/ Loss Clubs	New Members	Charter Members	Reinstate Members	Transfer Members	Total Member Added	Total Members Dropped	Gain/ Loss Members
2022-2023	6	11	-5	2,482	185	109	32	2,808	3,639	-831
2023-2024	8	12	-4	2,661	254	105	26	3,046	3,472	-426
2024-2025	10	17	-7	2,329	340	297	68	3,034	4,187	-1,153
2025-2026	16	16	0	2,450	522	215	54	3,241	3,437	-196
2026-2027	1	2	-1	1,180	40	53	17	1,290	855	435
Average	**8**	**12**	**-3**	**2,220**	**268**	**156**	**39**	**2,684**	**3,118**	**-434**

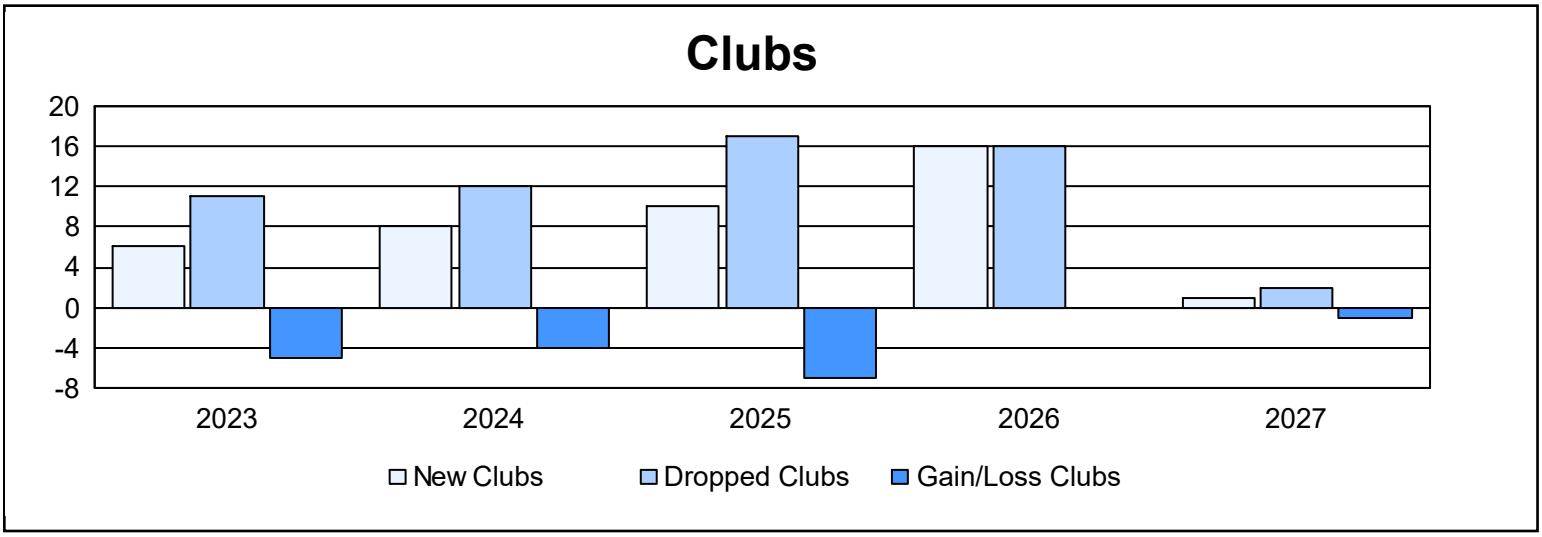

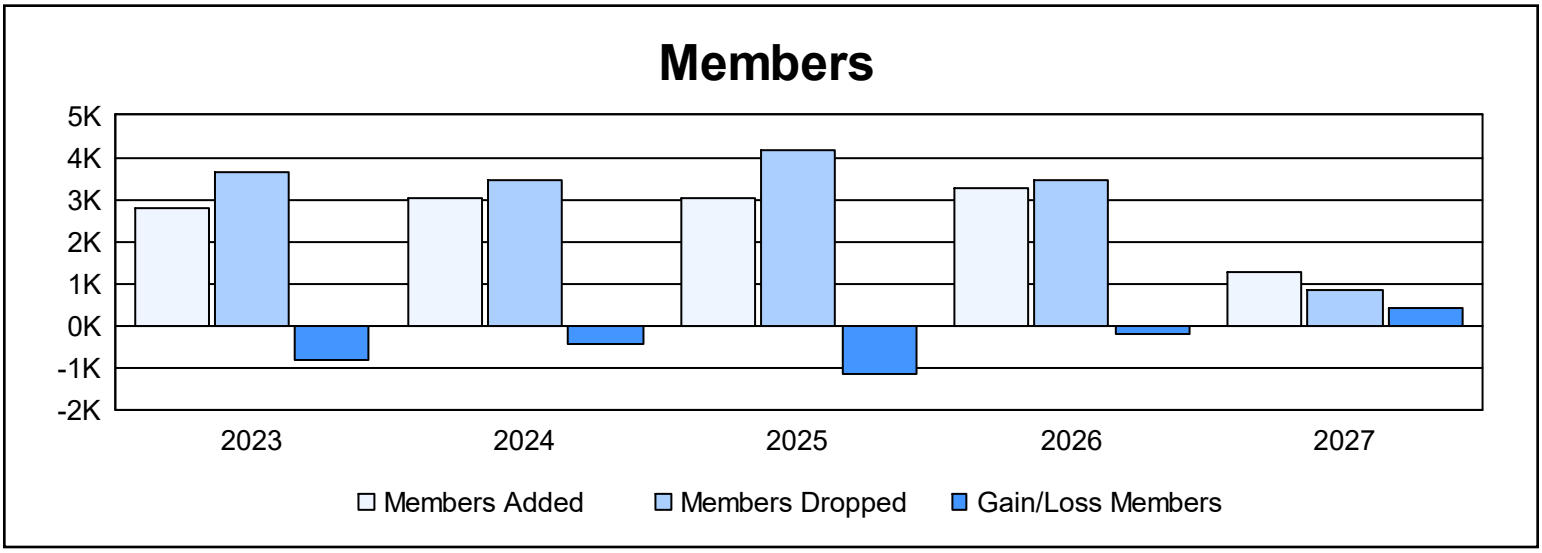

Membership Composition

October 2026 Cumulative

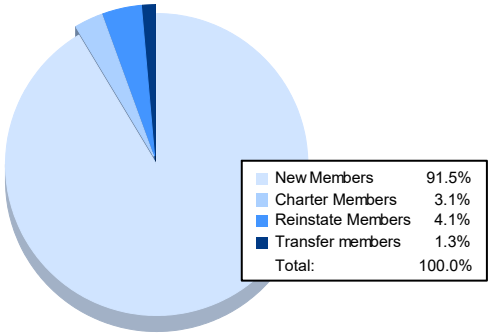

New Members	91.5%
Charter Members	3.1%
Reinstate Members	4.1%
Transfer members	1.3%
Total:	100.0%

Gender Composition

October 2026 Cumulative

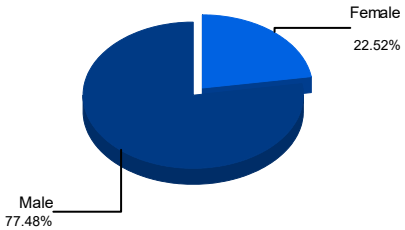

Female	22.52%
Male	77.48%
PreferNotToAnswer	0.00%
NonBinary	0.00%
Total:	100.00%